



**INSTRUCTIONS D'ASSEMBLAGE  
ASSEMBLY INSTRUCTIONS**

---

**M**ONARCH  
SPECIALTIES INC.

# I 5803T

---

**LIT -  
SIMPLE / TISSU BOUCLE GRIS FONCE**

**BED -  
TWIN SIZE / DARK GREY BOUCLE FABRIC**

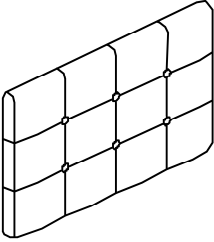
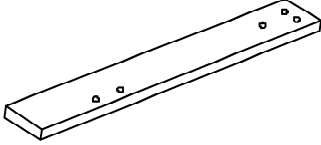
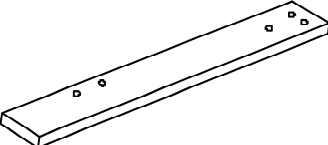
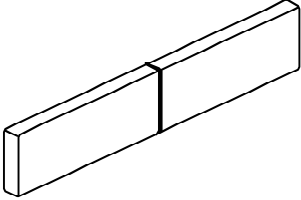
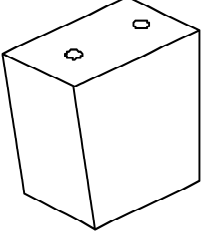


**POUR DE L'ASSISTANCE OU POUR COMMANDER  
DES PIÈCES CONTACTEZ NOTRE DÉPARTEMENT  
DE SERVICE À LA CLIENTÈLE.**

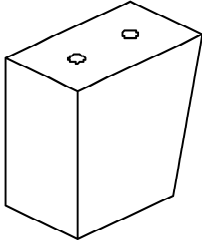
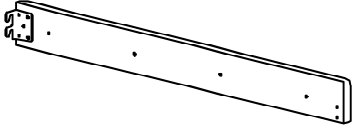
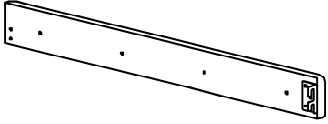

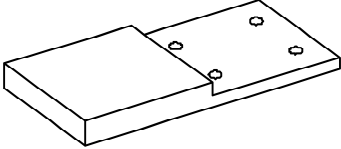
**FOR ASSISTANCE OR TO ORDER PARTS  
CONTACT OUR CUSTOMER SERVICE DEPARTMENT**

**WWW.MONARCHSERVICE.COM**

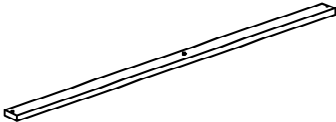

**LISTE DES PIÈCES**  
**PARTS LIST**

PIÈCE / PART #	IMAGE	DESCRIPTION	QTY / QTÉ
1		HEADBOARD TÊTE DE LIT	1
2		FRONT FACING HEADBOARD LEFT LEG TÊTE DE LIT AVANT GAUCHE	1
3		FRONT FACING HEADBOARD RIGHT LEG TÊTE DE LIT AVANT DROITE	1
4		FOOTBOARD PIED DE LIT	1
5		FRONT FACING FOOTBOARD LEFT LEG PIED DE LIT AVANT GAUCHE	1

**LISTE DES PIÈCES**  
**PARTS LIST**






PIÈCE / PART #	IMAGE	DESCRIPTION	QTY / QTÉ
6		FRONT FACING FOOTBOARD RIGHT LEG PIED DE LIT AVANT DROIT	1
7		FRONT FACING LEFT SIDE RAIL RAIL DE CÔTÉ GAUCHE	2
8		FRONT FACING RIGHT SIDE RAIL RAIL DE CÔTÉ DROIT	2
9		SUPPORT BAR BARRE DE SOUTIEN	4
10		SIDE RAIL SUPPORT LEG RAIL DE CÔTÉ PATTE DE SOUTIEN	2

**LISTE DES PIÈCES**  
**PARTS LIST**

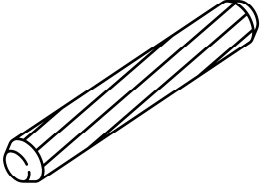

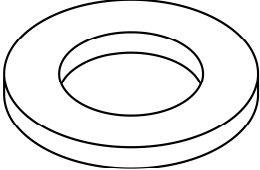
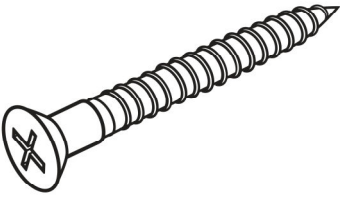
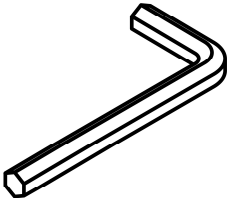
PIÈCE / PART #	IMAGE	DESCRIPTION	QTY / QTÉ
11		SLAT LAMELLE	4
12		SUPPORT LEG PATTE DE SOUTIEN	4



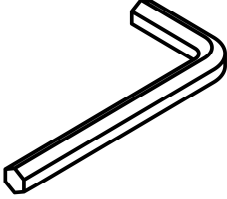
**LISTE DES PIÈCES DE MONTAGE**  
**HARDWARE LIST**

PIÈCE / PART #	IMAGE	DESCRIPTION	QTY / QTÉ
<b>A</b>		<b>ASSEMBLING BOLT - 3/8" X 3/4"</b>  <b>BOULON D'ASSEMBLAGE - 3/8" X 3/4"</b>	<b>8</b>
<b>B</b>		<b>ASSEMBLING BOLT - 1/4" X 1"</b>  <b>BOULON D'ASSEMBLAGE - 1/4" X 1"</b>	<b>8</b>
<b>C</b>		<b>ASSEMBLING BOLT - 1/4" X 1 3/8"</b>  <b>BOULON D'ASSEMBLAGE - 1/4" X 1 3/8"</b>	<b>20</b>
<b>D</b>		<b>ASSEMBLING BOLT - 1/4" X 2"</b>  <b>BOULON D'ASSEMBLAGE - 1/4" X 2"</b>	<b>6</b>
<b>E</b>		<b>ASSEMBLING BOLT - 1/4" X 2 3/4"</b>  <b>BOULON D'ASSEMBLAGE - 1/4" X 2 3/4"</b>	<b>2</b>

**LISTE DES PIÈCES DE MONTAGE**  
**HARDWARE LIST**

PIÈCE / PART #	IMAGE	DESCRIPTION	QTY / QTÉ
<b>F</b>		WOOD DOWEL GOUJON DE BOIS	2
<b>G</b>		LOCK WASHER ENTRETOISE DE MÉTAL	30
<b>H</b>		METAL WASHER RONDELLE DE MÉTAL	30
<b>I</b>		ASSEMBLING SCREW VIS D'ASSEMBLAGE	8
<b>J</b>		HEX KEY - M5 CLÉ HEXAGONALE - M5	1

**LISTE DES PIÈCES DE MONTAGE**  
**HARDWARE LIST**

PIÈCE / PART #	IMAGE	DESCRIPTION	QTY / QTÉ
K		HEX KEY - M4 CLÉ HEXAGONALE - M4	1



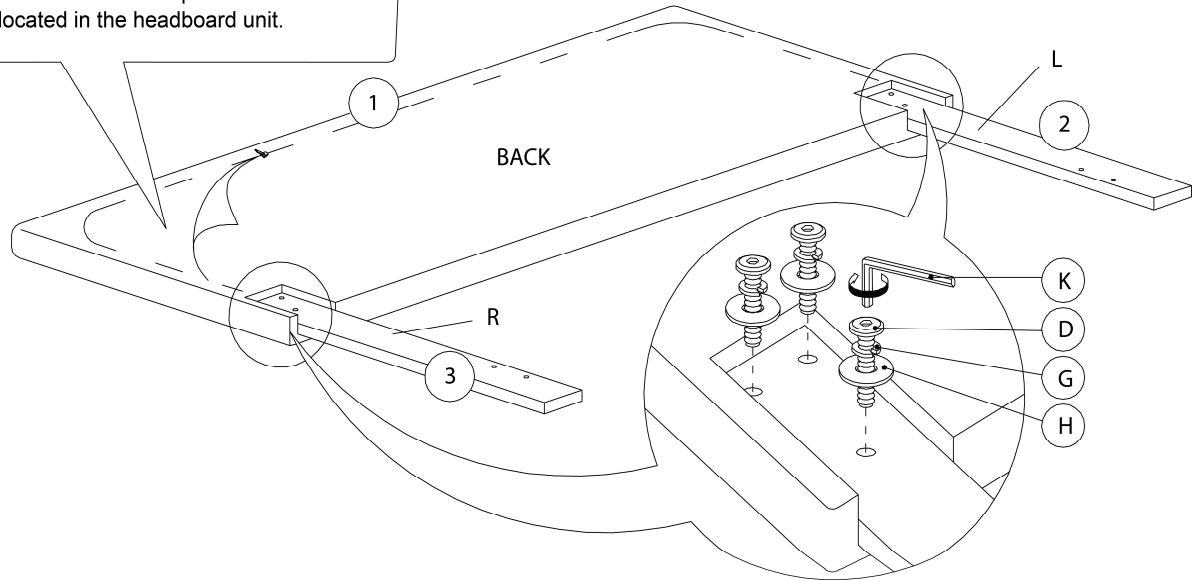
OUTIL DE VÉRIFICATION DE DIMENSIONS DES PIÈCES  
HARDWARE DIMENSIONS VERIFICATION TOOL



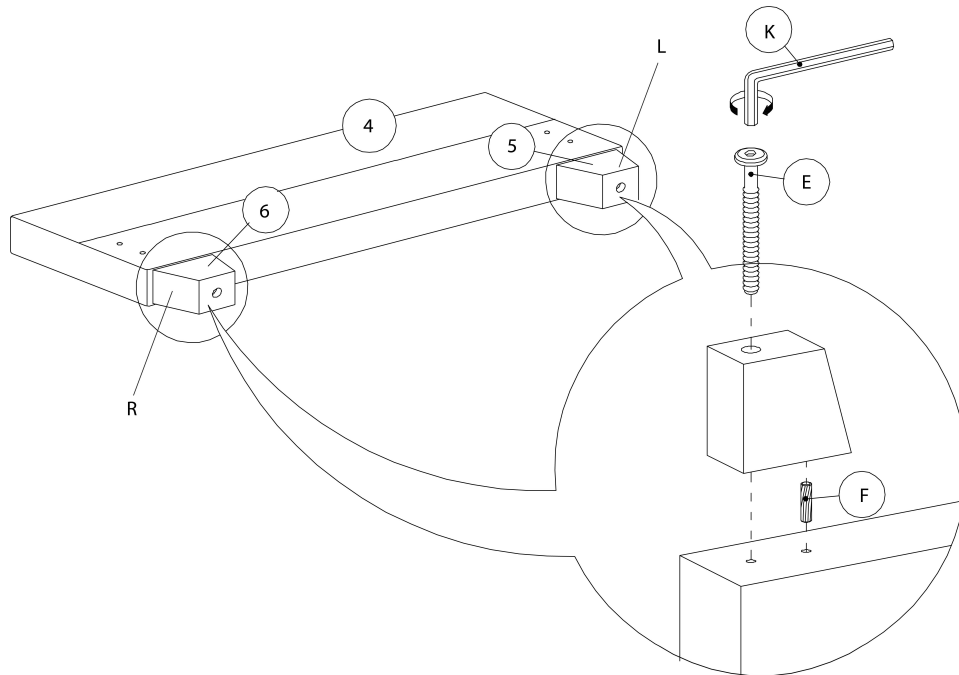
**ÉTAPE / STEP 1**

La quincaillerie et les composants sont situés dans l'unité de la tête de lit.

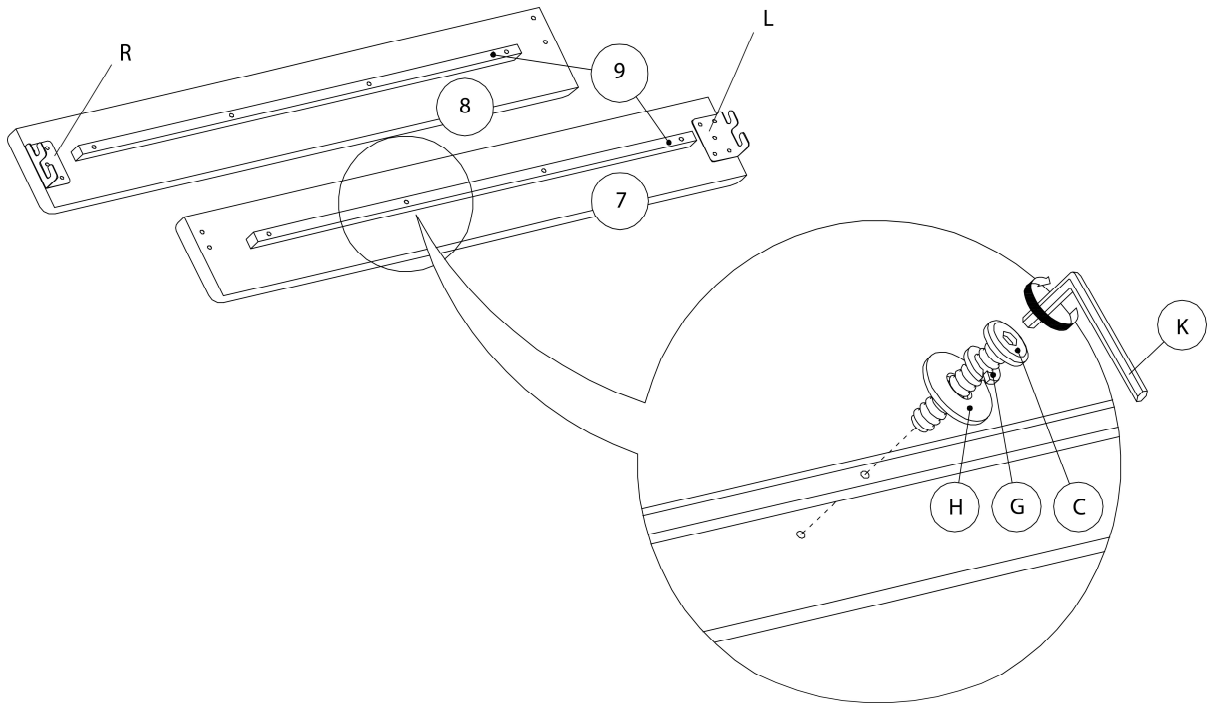
Hardware and components are located in the headboard unit.



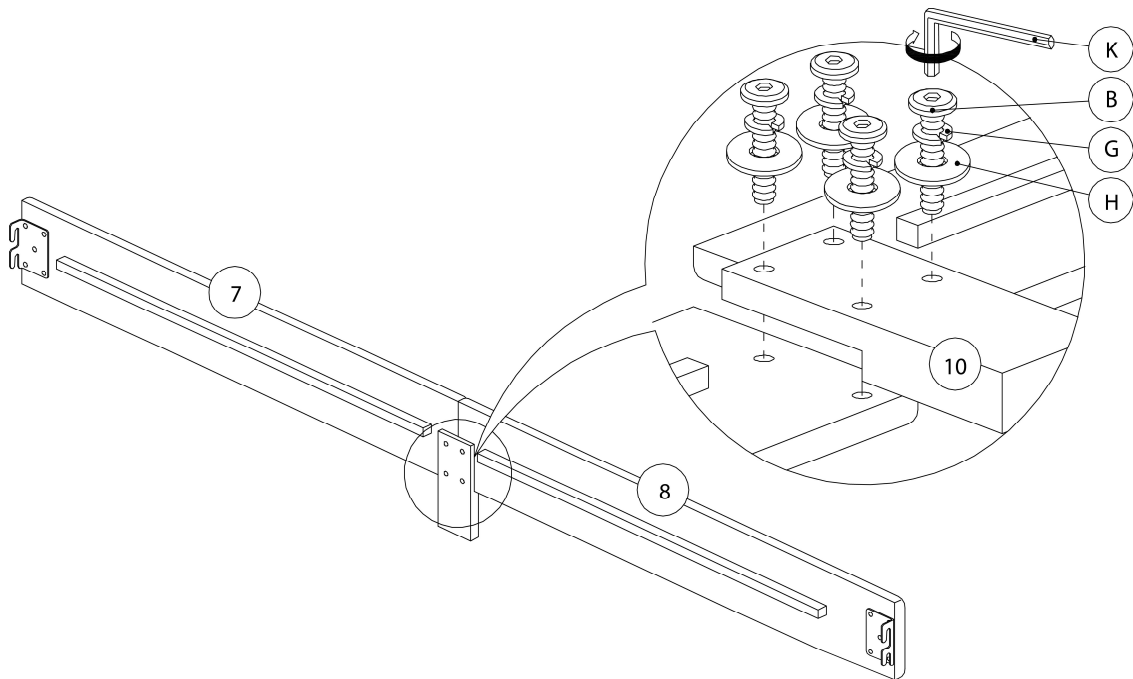
**ÉTAPE / STEP 2**



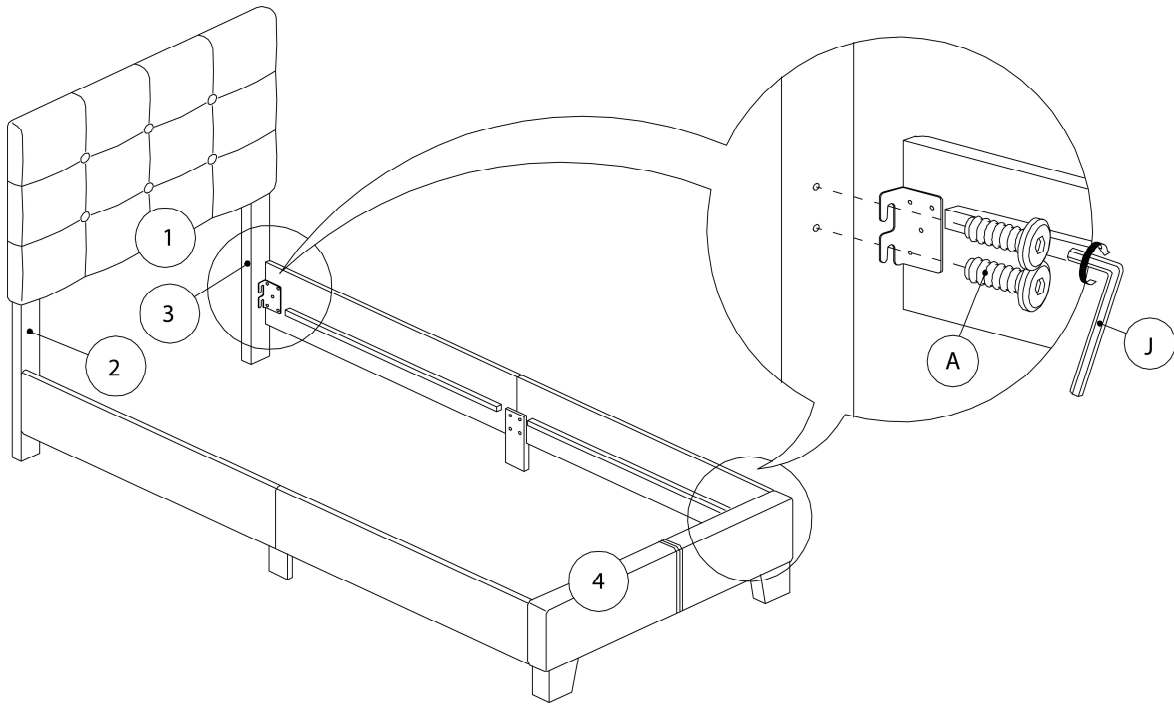
ÉTAPE / STEP 3



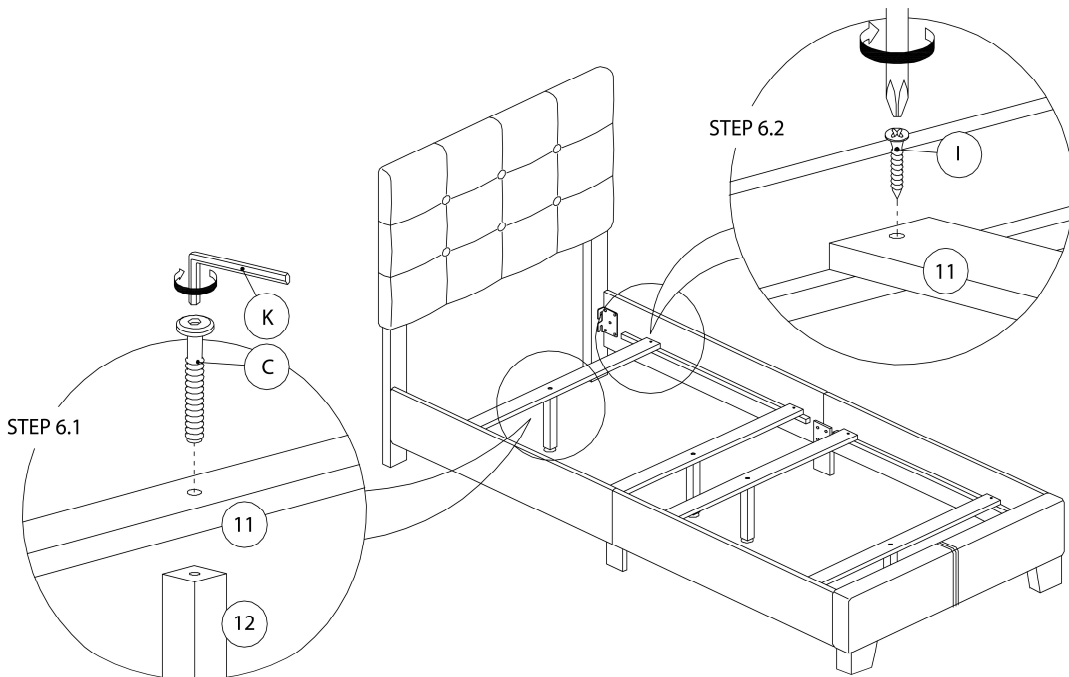
ÉTAPE / STEP 4



ÉTAPE / STEP 5



ÉTAPE / STEP 6



ÉTAPE / STEP 7

